

# M-Bus Master Family C3/C20

*Level converter for up to 20 devices*

*Rail mounted*

*Operation according to EN1434-3*

*Central read-out of all meters*

*Independent M-Bus remote display*

*Operation on-site by keyboard / LCD*

*Automatic data logger*



**C3 / C20 - the ideal master for your small M-Bus installation. The members of the C3/C20 family are ideally suited for M-Bus installations with up to 3 or 20 meters. All devices offer a RS232C to M-Bus level converter function for remote read-out of meter-data by a PC with software. Additionally the M-Bus Display allows real stand-alone operation with the integrated LCD and keypad. Therefore meter data can be displayed on-site with few keystrokes. The M-Bus Data Logger version is also able to save meter data automatically at free selectable times. For this purpose even the standard version of the M-Bus Data Logger is equipped with large memory, which can also be extended if it is required. The collected data can be read out and evaluated by PC, Laptop or Modem at any time. The scope of supply contains the software FService, which makes set-up and parametrization of the masters much easier.**

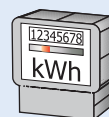
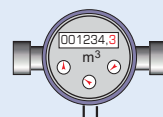
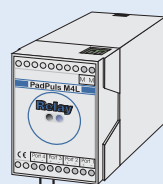

**Relay**

**PadMess**

**Convenient and user-friendly:**

# M-Bus Display

M-Bus  
Display



up to 20  
devices

M-Bus

## Function of the M-Bus Display

The M-Bus Display can be operated on-site by the keypad and the LC display without any auxiliary devices. During installation all meters with M-Bus protocol according to EN1434-3 are automatically detected and stored to a list in the EEPROM. The user is saved from the laborious task of installing the measuring points in the software.

The consumption data of all meters are displayed sequentially by user's keystroke. As well, it is possible to call up an individual meter. Additionally the RS232C interface of the M-Bus Display allows direct reading of all meters by a PC or a modem connection (GSM, analog, digital, ...).

## Differences between the versions

### Meter number:

The M-Bus Display and the M-Bus Data Logger are both available in versions for 3 or 20 devices.

### M-Bus Display:

Additionally to the level converter function, the M-Bus Display allows local read-out by the integrated keypad and the LCD.

### M-Bus Data Logger:

Offers the same function as the Display with additional periodic storage of meter data. These data can be exported to a PC by RS232C or modem connection.

## Technical data

Operating voltage :	11V .. 28VDC / 13V .. 18VAC
Power input :	5W DC / 9W AC
Temperature range:	0 .. 55 °C
M-Bus voltage :	32V (Mark, without load)
M-Bus current (C20):	max. 30mA (20 unit loads)
M-Bus current (C3):	max. 4,5mA (3 unit loads)
Overcurrent threshold:	60mA
Internalbus resistance:	approx. 100 Ohm
Transmission speed:	300 .. 9600 Baud
Galvanical isolation:	no
Housing:	light-grey plastic, protection type IP40 H x W x D: 58 x 106 x 96 mm for DIN rail EN50022 TS35

Control panel:	4 pushbutton switches LCD with 2 lines a. 16 columns, illuminated
Interfaces:	M-Bus, RS232
Screw terminals:	M-Bus (3-times), power supply (GND, TXD, RXD)
Plug-in terminlas:	2 RS232 as 9-pin. DSUB-socket 1 x PC / 1 x Modem
Data memory: (just at MR00xDL)	minimum 4000 telegrams (shared to the number of meters) 1MB standard, 2MB or 4MB on demand

## Order information

M-Bus Display for 3 meters	Art.-No. MR005FA
M-Bus Data Logger for 3 meters	Art.-No. MR005DL
M-Bus Display for 20 meters	Art.-No. MR006FA
M-Bus Data Logger for 20 meters	Art.-No. MR006DL

For versions with 2MB/4MB add 2M/4M to the order number.

## Accessories

Power supply 24VAC, 18W rail / wall	Art.-No. NT006
Plug-inpower supply 24VAC, 18W	Art.-No. NT004
External modem for Data Logger	Art.-No. MOD001
External analog M-Bus modem	Art.-No. MOD002

**Relay**

Reinecke Elektronikentwicklung und Layout GmbH  
Stettiner Str. 38  
D-33106 Paderborn  
www.relay.de

Tel.: 05251 / 1767-0  
Fax.: 05251 / 1767-20  
E-Mail: info@relay.de

**PadMess**

Meß- und Kommunikationstechnik GmbH  
Stettiner Str. 38  
D-33106 Paderborn  
www.padmess.de

Tel.: 05251 / 1769-0  
Fax.: 05251 / 1769-20  
E-Mail: info@padmess.de